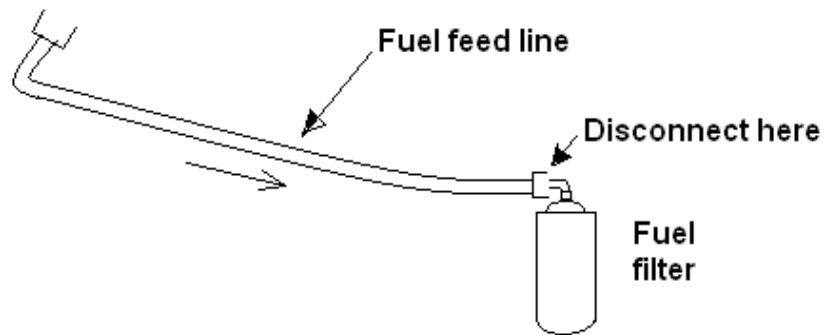
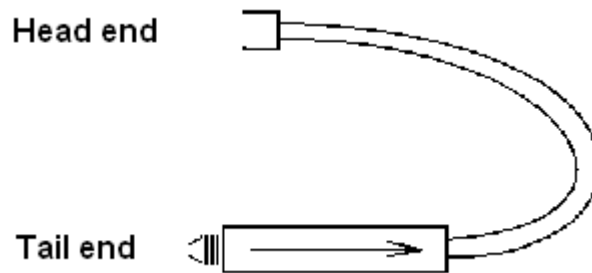


Cat 3304

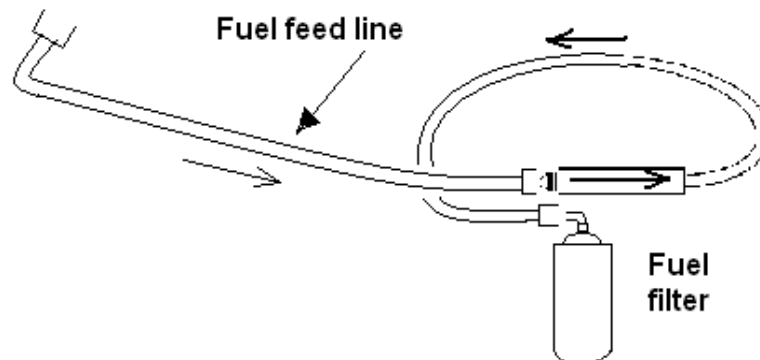
Original Engine Fuel Line Setup



Tadger Kit



Installation



1. Disconnect fuel feed line at fuel filter.
2. Bend end of fuel feed line up about 2" (5 cm).
3. Connect tail end of Tadger kit to end of fuel feed line.
4. Attach head end of Tadger kit at filter.
5. Tighten all connections.
6. Wrap Tadger kit with loom to avoid wear and damage.
7. Tie head of kit to fuel feed line where they cross.
8. Tie off in several places using heavy cable ties to minimize movement of Tadger.

Bill Tallman

Tadger Installation Team 519-643-8255 cell