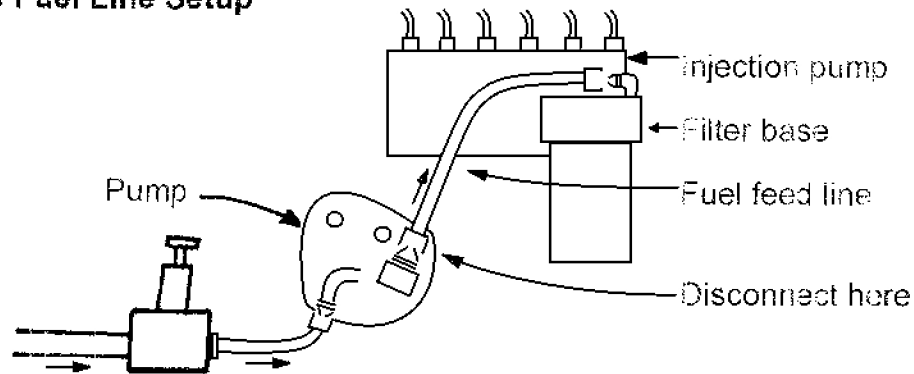
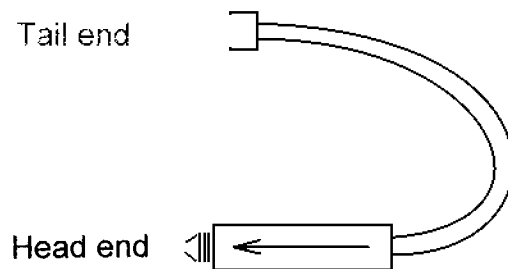


Cat Mechanical / 3306

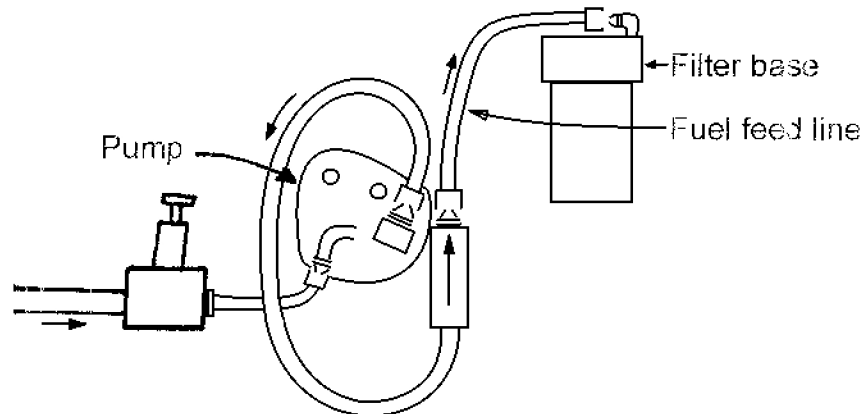
Original Engine Fuel Line Setup



Tadger Kit



Installation



1. Disconnect fuel feed line at pump.
2. Connect head end of Tadger kit to fuel feed line.
3. Attach tail end of Tadger kit to pump.
4. Tighten all connections.
5. Wrap Tadger kit with loom to avoid wear and damage.
6. Tie head of kit and fuel feed line to tail of kit where they cross.
7. Tie off in several places using heavy cable ties to minimize movement of Tadger.

Bill Tallman

Tadger Installation Team 519-643-8255 cell