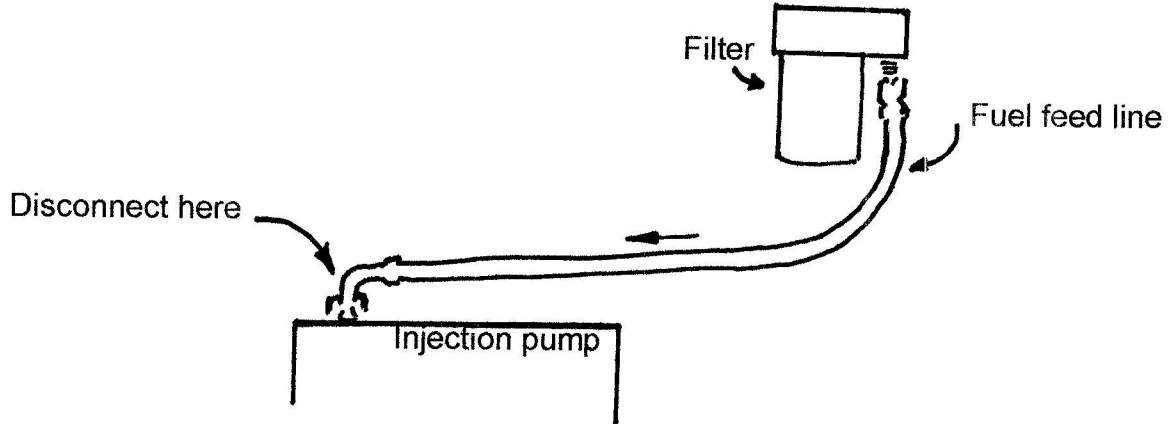



Cat 3406B & C Mechanical

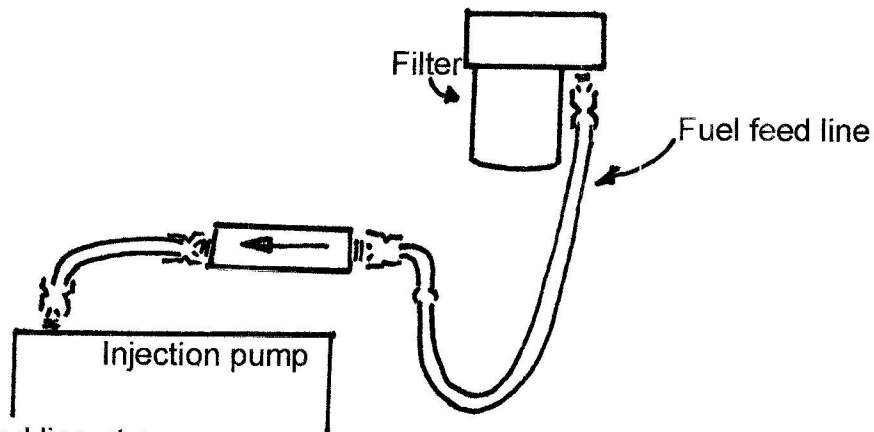
Original Engine Fuel Line Setup



Tadger Kit



Installation



1. Disconnect fuel feed line at pump.
2. Connect head end of Tadger kit to fitting on pump.
3. Attach tail end of Tadger kit to fuel feed line. If elbow is needed, use only on Tail end of kit, NOT on Head end.
4. Tighten all swivel connections at end and middle of kit.
5. Tie off in several places using heavy cable ties to minimize movement of Tadger.
6. If metal on metal, wrap Tadger kit with loom to avoid wear and damage.

Bill Tallman

Tadger Installation Team 519-643-8255 cell