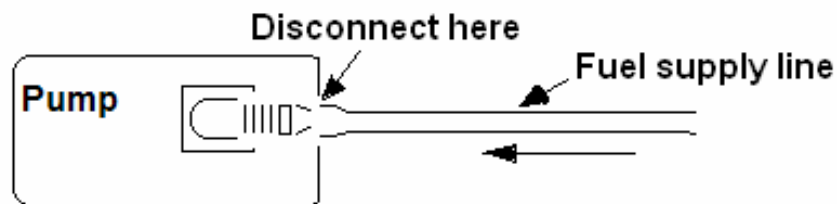
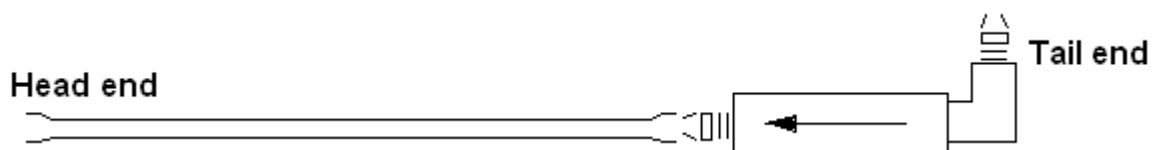


CUMMINS ISC

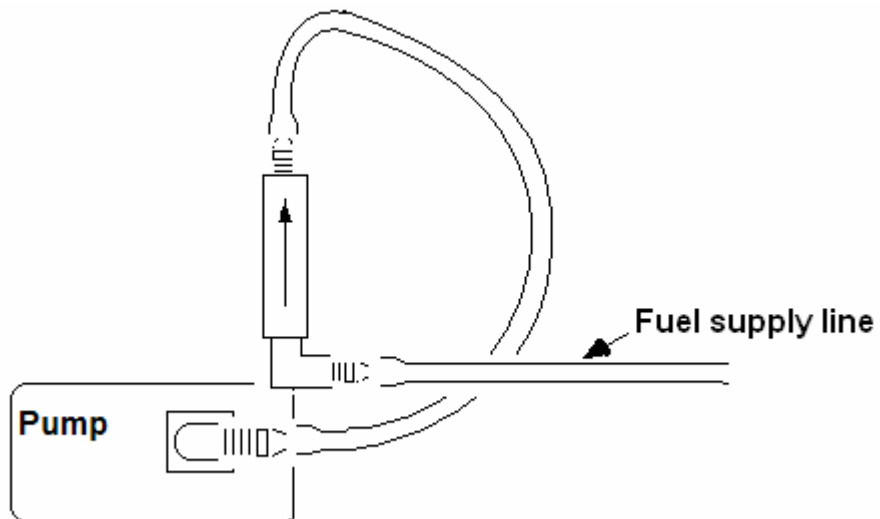
ORIGINAL ENGINE FUEL LINE SETUP



TADGER KIT



INSTALLATION



1. Disconnect fuel supply line at pump.
2. Attach head of kit to pump, and tail of kit to fuel feed line.
3. Tighten all connections.
4. Tie off to kit where it crosses itself.
5. Tie off Tadger kit securely with ties to minimize movement. It does not require a solid mounting bracket.
6. If metal on metal, wrap Tadger kit with loom to avoid wear and damage.

Bill Tallman

Tadger Installation Team 519-643-8255 cell