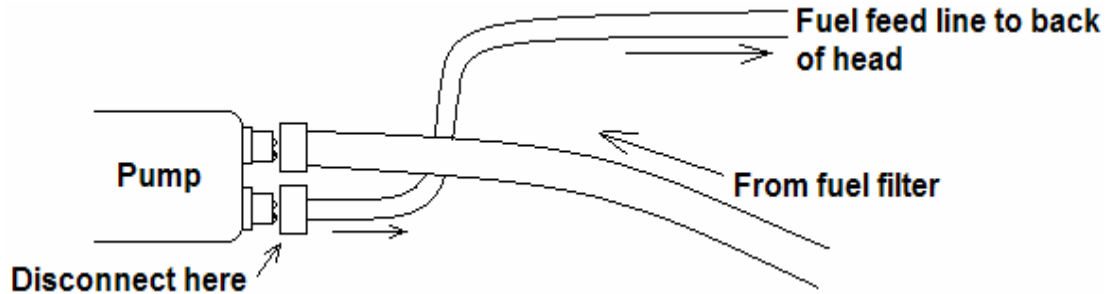



DETROIT 60 EGR, POST OCT/03, Filter Ahead of Pump

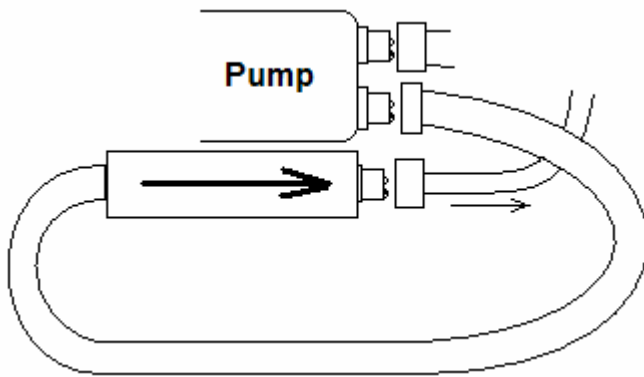
Original Engine Fuel Line Setup



Tadger Kit




Installation



1. Disconnect fuel feed line at pump.
2. Bend metal fuel feed line 4 cm (1.5") out and about 2 cm (1") down.
3. Attach tail end of Tadger kit to pump, finger tight only for now.
4. Connect head end of kit to fuel feed line that you just disconnected.
5. Tighten head end of Tadger kit to fuel feed line
6. Tighten tail end of Tadger kit at pump.
7. Tie off in several places using heavy cable ties to minimize movement of Tadger.
8. If metal on metal, wrap Tadger kit with loom to avoid wear and damage.

Bill Tallman

Tadger Installation Team 519-643-8255 cell



2007/09/21