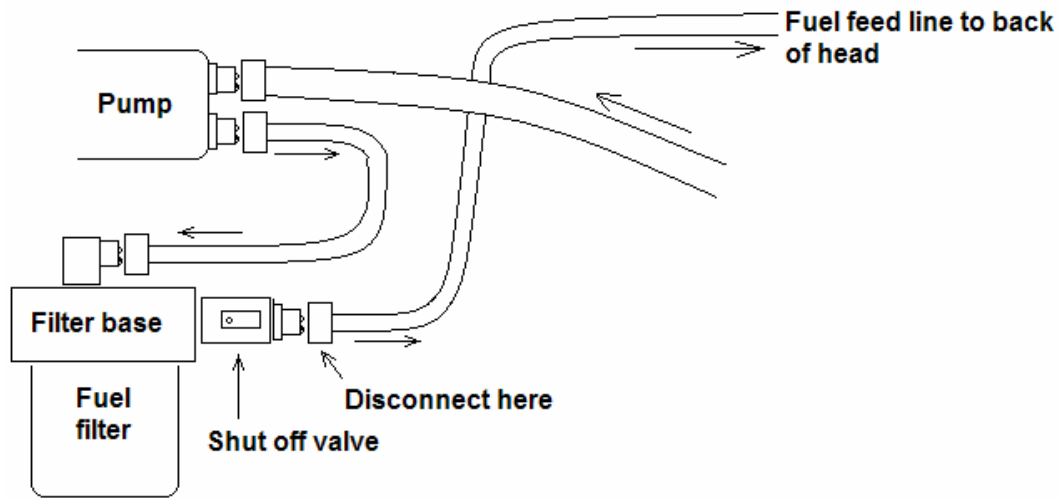
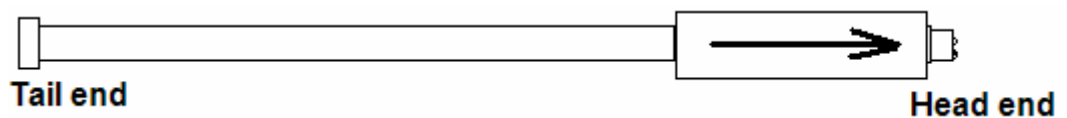


# DETROIT 60 EGR, POST OCT/03, Pump Ahead of Filter

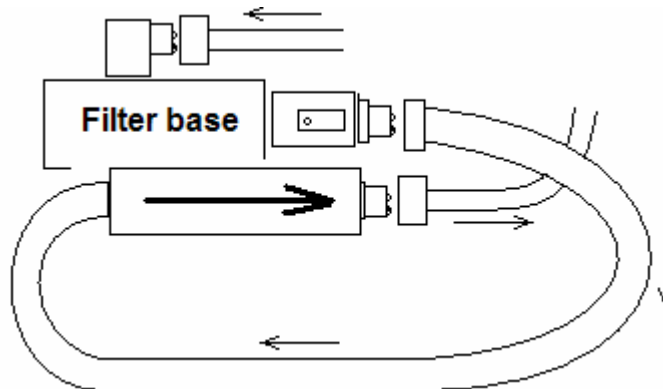
## Original Engine Fuel Line Setup



## Tadger Kit




## Installation



1. Shut off fuel at shut off valve. Disconnect fuel feed line.
2. Bend metal fuel line 4 cm (1.5") out and about 2 cm (1") up.
3. Attach tail end of Tadger kit to shut off valve, finger tight only for now.
4. Connect head end of kit to existing fuel feed line that you just disconnected.
5. While holding shut off valve so it does not turn, tighten tail end of Tadger kit.
6. Tighten head end of Tadger kit to fuel feed line
7. Tie off in several places using heavy cable ties to minimize movement of Tadger.
8. If metal on metal, wrap Tadger kit with loom to avoid wear and damage.

**Bill Tallman**

**Tadger Installation Team 519-643-8255 cell**





2285764  
WALD  
WALD

WALD

DOT SE027 AU

Parker 201/261-6 AIR BRAKE DOT SE027 AU 8 mm (5/16)

DOMCO9