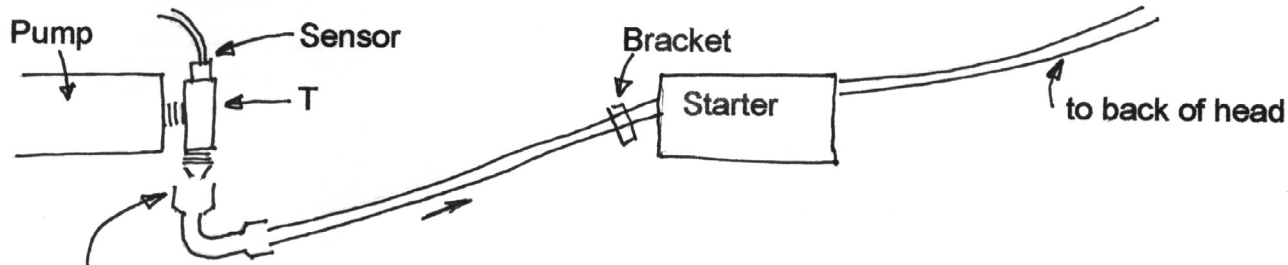


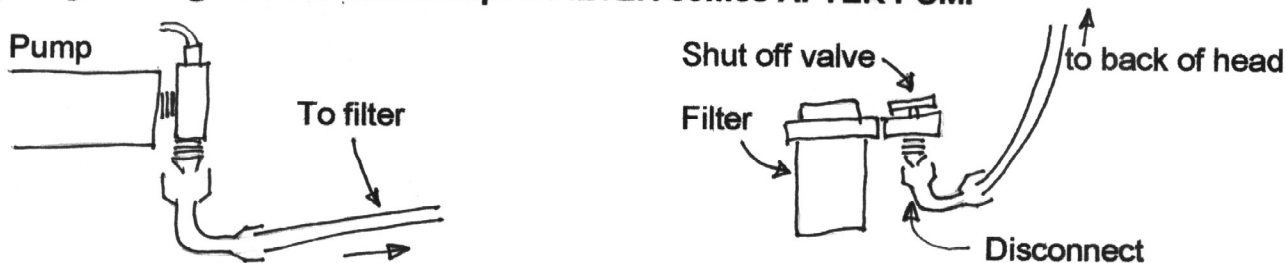
DETROIT 60 PRE OCT/03

(A) Original Engine Fuel Line Setup: If pump comes AFTER FUEL FILTER

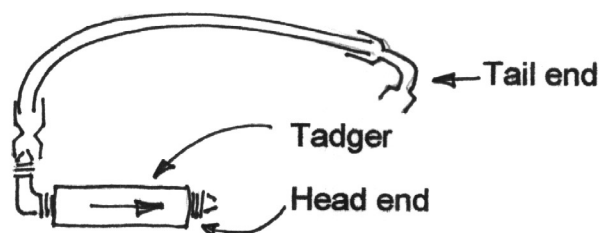


Disconnect On older engines fuel line comes straight out of pump with no 90° fitting.

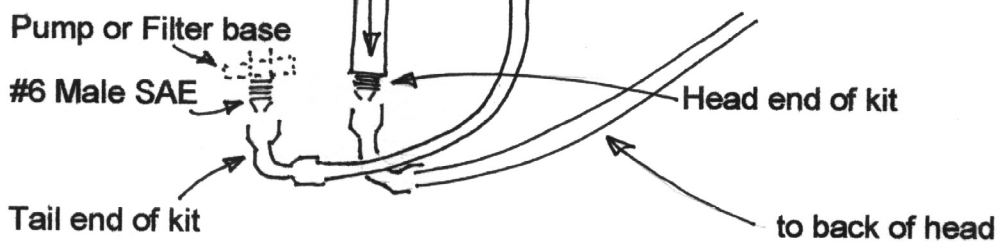
(B) Original Engine Fuel Line Setup: If FILTER comes AFTER PUMP



Tadger Kit



Installation



1. At pump or filter base, whichever is closest to the back of head (see A or B above), disconnect #6 female swivel on line going to back of head.
2. Insert head end of kit into female swivel on line going to back of head.
3. Attach tail end of kit to #6 male fitting at pump or filter.
4. Wrap Tadger in loom if there is any chance of metal touching metal.
5. Tie off in several places using heavy cable ties to minimize movement of Tadger.
6. Check to make sure any hoses are tied or wrapped where they might touch another hose or metal.

Bill Tallman

Tadger Installation Team 519-643-8255 cell

