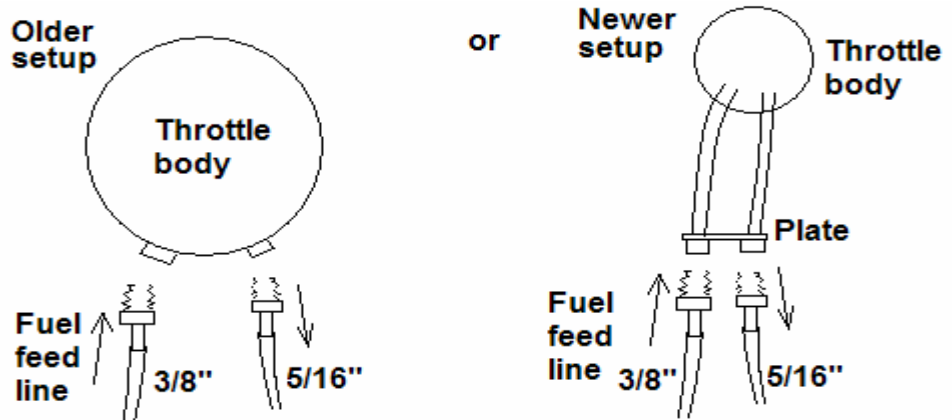
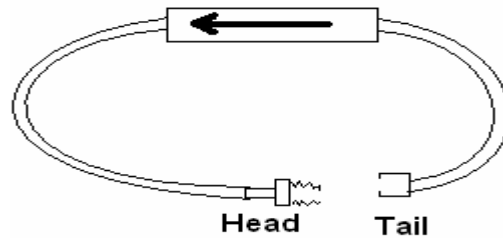


## E6-TB-F

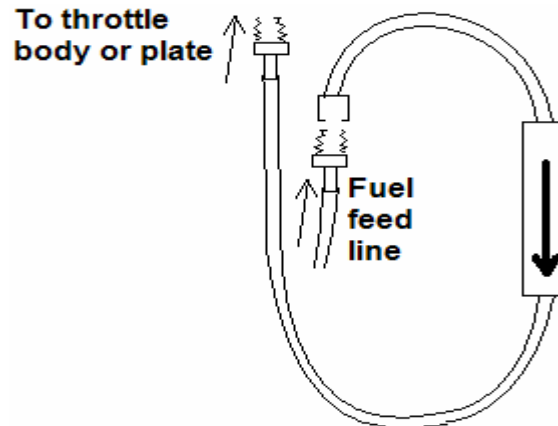
### ORIGINAL ENGINE FUEL LINE SETUP



### TADGER KIT



### INSTALLATION



1. Locate 3/8" metal fuel feed line at back of throttle body or at plate leading to throttle body.
2. Disconnect nut (usually 5/8") and bend tube to right. In vans access under dog house.
3. Insert head of kit into fitting on throttle body or on plate.
4. Attach tail end of kit to end of fuel feed line coming from fuel tank.
5. Tie off Tadger kit securely with ties to minimize movement. It does not require a solid mounting bracket. Use loom or rubber to separate components at any point where rubbing may occur.

**Bill Tallman**  
**Tadger Installation**  
**519-643-8255**