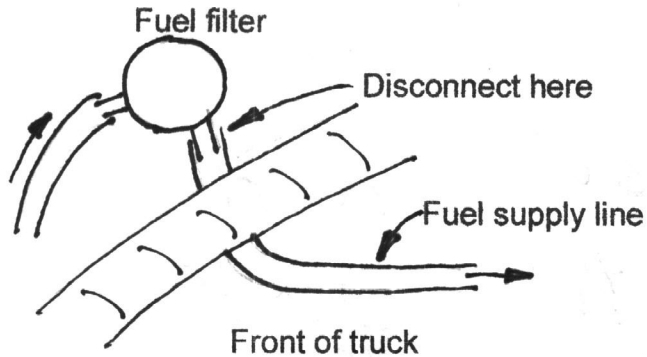
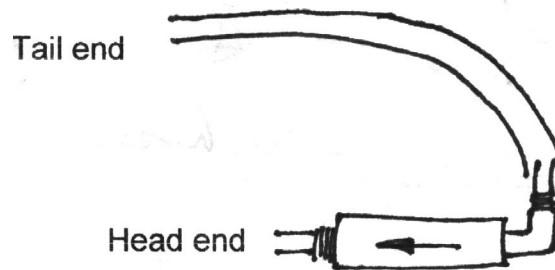


DuraMax

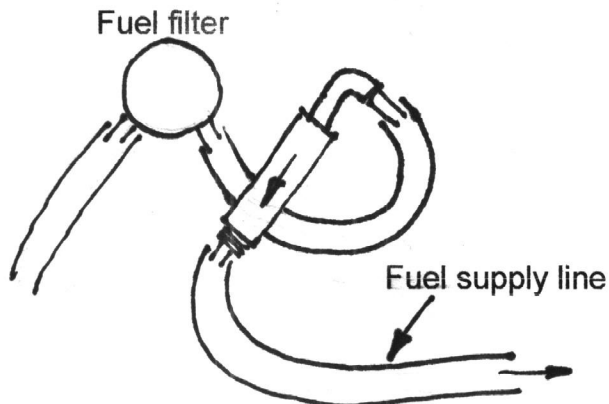
ORIGINAL ENGINE FUEL LINE SETUP (Viewed from front of truck)



TADGER KIT




INSTALLATION



1. Disconnect fuel supply line at fuel filter.
2. Move the end of the fuel supply line toward the front of the truck to give more room for the kit. Attach head end of kit into end of fuel supply line, and clamp.
3. Connect the tail of kit to the tube on the fuel filter where the other hose was removed, and clamp.
4. Tie off to large tube above it or to nearby hoses.
5. Tie off the Tadger kit securely with ties to minimize movement. It does not require a solid mounting bracket.
6. If metal on metal, wrap the Tadger kit with loom to avoid wear and damage.

Bill Tallman

Tadger Installation Team 519-643-8255 cell



NAPA 3910

WARN
DO NOT ADJUST
DO NOT ADJUST
PART HERE