

# Greyhound Canada Transportation Corporation:



Emission Reduction and Mileage  
Improvement Program

Gentlemen,

After conducting several tests utilizing your equipment and your test facilities to ensure impartiality we are pleased to report the following.

Initial testing was conducted in 2002 at both the Toronto and Ottawa locations. In 2006 there were a couple of buses that failed the Ontario Drive Clean Test and Tadgers were monitored and installed on the failing buses.

Results: Emissions experienced an average of 30.0% reduction in Ottawa and a 64.7% reduction in Toronto! This represents a major reduction in toxic emissions and particulates being expelled from your units.

Results: Although the test protocol for mileage improvements was not carried out to Tadger Standards due to the availability of accurate data, we were able to capture savings. We have enclosed a chart showing these significant numbers and the effect on your fleet. This savings equals several hundred thousands of dollars to Greyhound.

Together these results will benefit the company from a monetary perspective as well as having the potential for major public relations themes and environmental accomplishments.

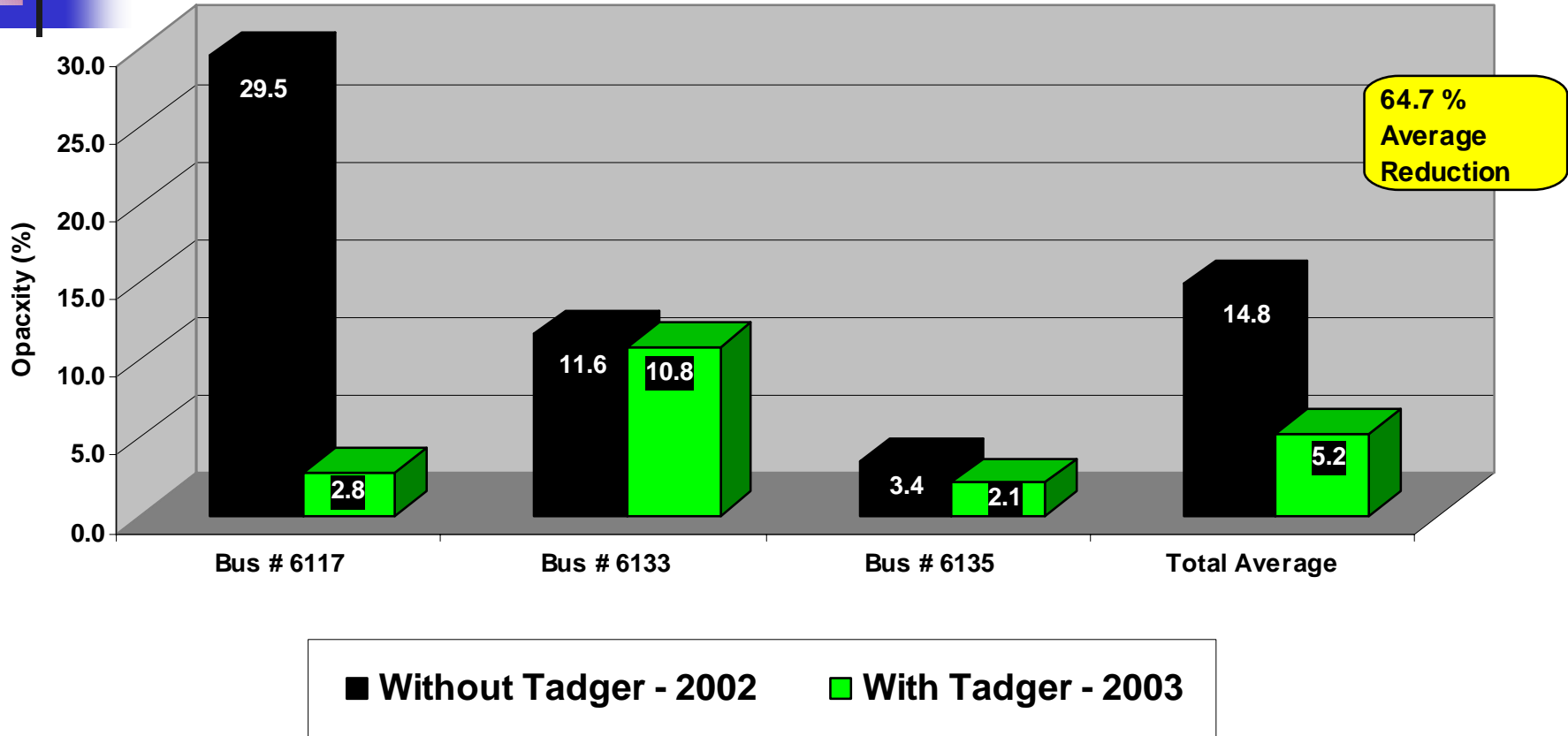
We anticipate being able to begin the installation process as soon as your decision is finalized. A final word on savings... every day delayed, equals additional costs to Greyhound of over \$2500.00 per day in unnecessary fuel expense.

John Mogford

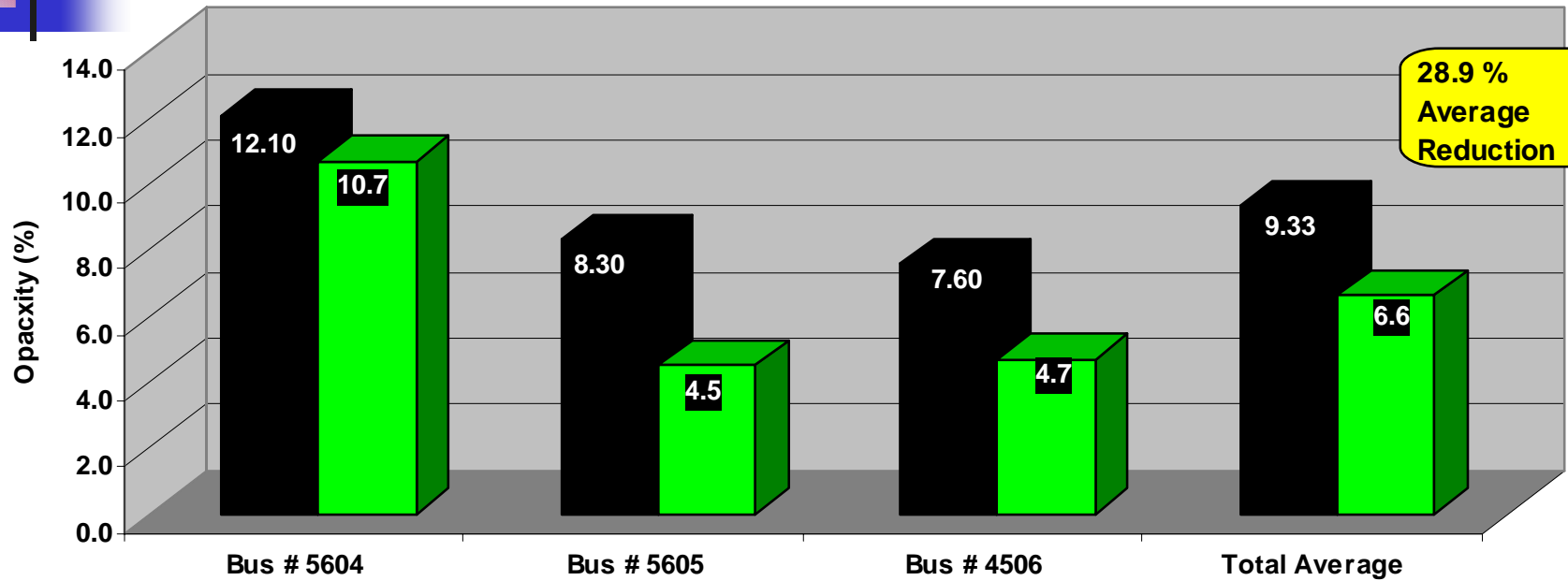
President

Tadger Group International

Greyhound Canada Transportation - Toronto  
Ontario Drive Clean Results



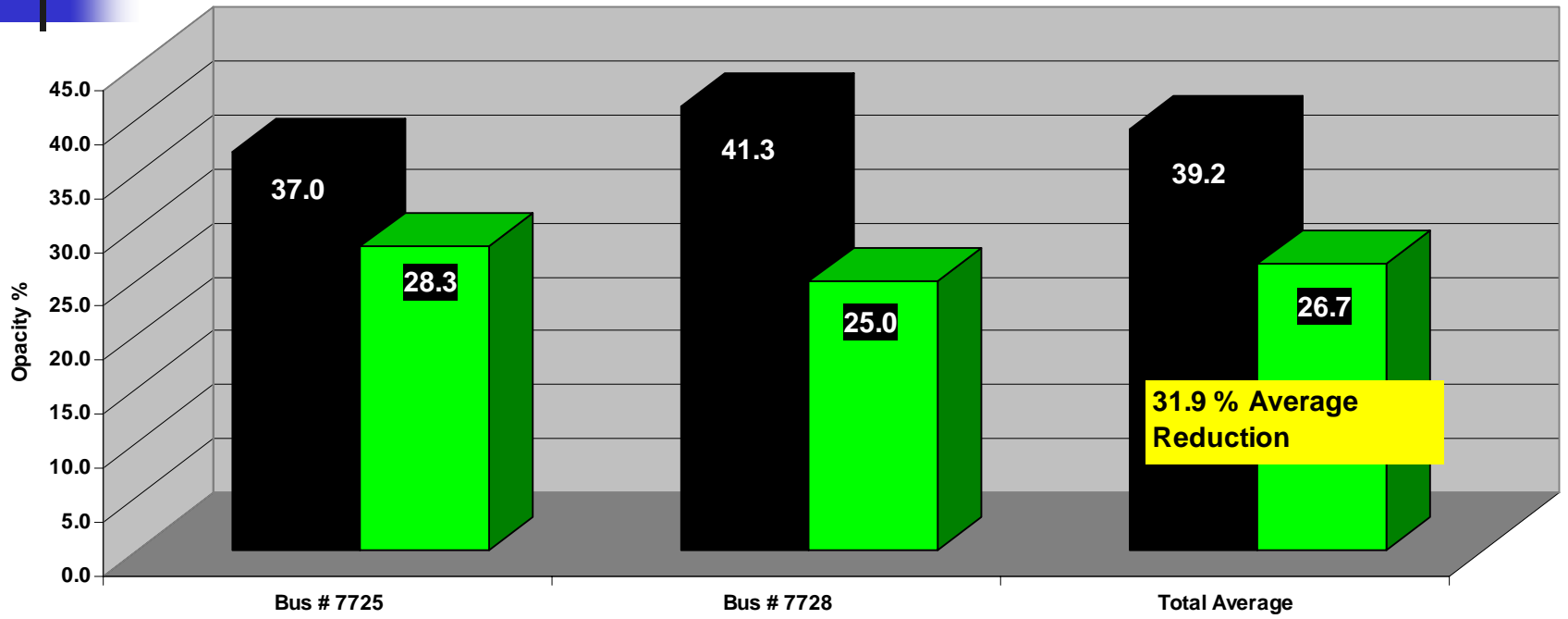
Greyhound Canada Transportation - Ottawa  
Ontario Drive Clean Results



28.9 %  
Average  
Reduction

■ Without Tadger - May 2002  
■ With Tadger - Nov. 2002

Greyhound Canada Transportation - Ottawa  
Ontario Drive Clean Results



■ Without Tadger - Feb 10, 2006  
■ With Tadger - Feb. 22, 2006

31.9 % Average Reduction

**ONTARIO DRIVE CLEAN PROGRAM  
HEAVY DUTY DIESEL  
VEHICLE EMISSIONS INSPECTION REPORT**



Test Date/Time: 10 FEB 2008 @ 9:39

**ONTARIO MINISTRY OF THE ENVIRONMENT**

| VEHICLE/ENGINE INFORMATION |                  | Chassis                    | Engine                               |
|----------------------------|------------------|----------------------------|--------------------------------------|
| Lic. Plate:                | 8P3 425          | Year: 1997                 | Year: 1997                           |
| VIN:                       | 18B70MVAAGP04627 | Make: D1C                  | Make: CATERPILLAR                    |
| Inspection Type:           | 1                | Model: D1C                 | Model: C18                           |
| Unit Number:               | 7728             | Stock No.: 0<br>(Optional) | Cylinders: 94<br>> P Range: Over 200 |

**SAE J1467 SNAP ACCELERATION EMISSIONS INSPECTION**

|             | Snap 1 | Snap 2 | Snap 3 | Snap 4 | Snap 5 | Snap 6 | Snap 7 | Snap 8 | Snap 9 | Result | Limit |
|-------------|--------|--------|--------|--------|--------|--------|--------|--------|--------|--------|-------|
| Opacity (%) | 26.5   | 27.4   | 27.2   |        |        |        |        |        |        | 27.5   | 30.0  |
| SPM         | 1223   | 1204   | 1594   |        |        |        |        |        |        |        |       |

|                | Limit |
|----------------|-------|
| Core Shift (%) | 0.4   |
| Spread (%)     | 0.9   |

*Without Tagset*

OVERALL TEST RESULTS: FAIL



**TEST FAILED - OPACITY LIMIT EXCEEDED**

**DRIVE CLEAN FACILITY**

|                 |                          |                   |        |
|-----------------|--------------------------|-------------------|--------|
| DOF NAME:       | Mobile Emissions Testing | REPORT NUMBER:    | 060202 |
| ADDRESS:        | 5175 Goughby Terrace     | DOF #:            | 4280   |
|                 | Concordville, ON N4C 1A8 | ANALYST #:        | AS405  |
| PHONE:          | 905039919                | SOFTWARE VERSION: | 1.38   |
| INSPECTOR NAME: | Brian J. MacDonald       | REFERENCE NUMBER: | 06020  |

**VEHICLE EMISSIONS INSPECTION QUESTIONS**

For additional information, please contact the Drive Clean Call Centre at

1-888-758-2996

Inspector's Signature

Brian J. MacDonald



343 940 4500

**ONTARIO DRIVE CLEAN PROGRAM  
HEAVY DUTY DIESEL**
**VEHICLE EMISSIONS INSPECTION REPORT**


Certificate Number:

Test Date/Time: 23 FEB 2008 @ 7:47

**ONTARIO MINISTRY OF THE ENVIRONMENT**

| VEHICLE/ENGINE INFORMATION |                 | Class       | Engine      |          |
|----------------------------|-----------------|-------------|-------------|----------|
| V/L Plate:                 | 8P2 628         | Year:       | 1997        |          |
| VIN:                       | 1M6P06A09P46675 | Make:       | CATERPILLAR |          |
| Inspection Type:           | 1               | Model:      | C7E         |          |
| Ch# Number:                | 1725            | Stock Size: | 98          |          |
|                            |                 | (inches)    | HP Range:   | Over 500 |

**SAE J1667 SNAP ACCELERATION EMISSIONS INSPECTION**

|            | Step 1 | Step 2 | Step 3 | Step 4 | Step 5 | Step 6 | Step 7 | Step 8 | Step 9 | Result | Limit |
|------------|--------|--------|--------|--------|--------|--------|--------|--------|--------|--------|-------|
| Speedy (%) | 26.6   | 26.7   | 27.6   |        |        |        |        |        |        | 28.3   | 30.0  |
| RPM        | 1909   | 1912   | 1963   |        |        |        |        |        |        |        |       |

|                 | Limit |     |       |
|-----------------|-------|-----|-------|
| Clare Shift (%) | 0.2   | 2   | VALID |
| Spread (%)      | 1.1   | 5.0 | VALID |

*With TADCEL*
**OVERALL TEST RESULTS: PASS**

**NOTE: THIS VEHICLE IS STILL SUBJECT TO ROADSIDE ENFORCEMENT.**
**DRIVE CLEAN FACILITY**

|                 |                          |                   |       |
|-----------------|--------------------------|-------------------|-------|
| DCF NAME:       | Mobile Emissions Testing | DEPOSIT NUMBER:   | 90628 |
| ADDRESS:        | 2175 Colquhoun Terrace   | DCF #:            | 4060  |
|                 | Cumbyland, ON N4C 1A5    | ANALYSIS #:       | 83628 |
| PHONE:          | 6138031915               | SOFTWARE VERSION: | 1.25  |
| INSPECTOR NAME: | Brian MacDonald          | REFERENCE NUMBER: | 94803 |

**VEHICLE EMISSIONS INSPECTION QUESTIONS**

For additional information, please contact the Drive Clean Call Centre at

1-888-755-2999

 Inspected By: *B. MacDonald*  
 Brian MacDonald

**ONTARIO DRIVE CLEAN PROGRAM  
HEAVY DUTY DIESEL  
VEHICLE EMISSIONS INSPECTION REPORT**



Test Date/Time: 10/FEB/2005 @ 7:54

**ONTARIO MINISTRY OF THE ENVIRONMENT**

| VEHICLE/ENGINE INFORMATION |                  | Chassis     | Engine        |
|----------------------------|------------------|-------------|---------------|
| Co. Plate:                 | 8P1 8P7          | Year:       | 1997          |
| VIN:                       | 198P0RMA1V048703 | Make:       | ISD           |
| Registration Type:         | 1                | Model:      | 701           |
| Unit Number:               | 3738             | Stock Size: | 3<br>(inches) |
|                            |                  | Year:       | 1997          |
|                            |                  | Make:       | CATERPILLAR   |
|                            |                  | Model:      | 018           |
|                            |                  | Cylinders:  | 66            |
|                            |                  | HP Range:   | Over 300      |

**SAE J1667 SNAP ACCELERATION EMISSIONS INSPECTION**

|             | Step 1 | Step 2 | Step 3 | Step 4 | Step 5 | Step 6 | Step 7 | Step 8 | Step 9 | Result | Limit |
|-------------|--------|--------|--------|--------|--------|--------|--------|--------|--------|--------|-------|
| Opacity (%) | 40.9   | 40.5   | 42.1   |        |        |        |        |        |        | 41.3   | 30.0  |
| RSD         | 1602   | 1734   | 1749   |        |        |        |        |        |        |        |       |

|               | Limit |
|---------------|-------|
| Zero Drag (%) | 2     |
| Speed (%)     | 1.3   |

*Without Target*

OVERALL TEST RESULTS: **FAIL**



**TEST FAILED - OPACITY LIMIT EXCEEDED**

**DRIVE CLEAN FACILITY**

|                 |                          |                   |       |
|-----------------|--------------------------|-------------------|-------|
| DCF NAME:       | Mobile Emissions Testing | REPORT NUMBER:    | 06008 |
| ADDRESS:        | 3175 Godelighty Terrace  | DCF #:            | 4202  |
|                 | Cumbyland, ON N4C 1A8    | ANALYZER #:       | AK408 |
| PHONE:          | 9138234919               | SOFTWARE VERSION: | 1.30  |
| INSPECTOR NAME: | Brian - MacDonald        | REFERENCE NUMBER: | 00008 |

**VEHICLE EMISSIONS INSPECTION QUESTIONS**

For additional information, please contact the Drive Clean Call Centre at

1-888-758-2999

Inspector's Signature:   
Brian - MacDonald



343 920 4801

Certificate Number:

ONTARIO DRIVE CLEAN PROGRAM  
HEAVY DUTY DIESEL  
VEHICLE EMISSIONS INSPECTION REPORT

Test Date/Time: 22-FEB-2008 @ 9:3



## ONTARIO MINISTRY OF THE ENVIRONMENT

## VEHICLE/ENGINE INFORMATION

|            |               |           |             |
|------------|---------------|-----------|-------------|
| Chassis    | 1987          | Engine    | 1987        |
| Year       | 1987          | Year      | 1987        |
| Make       | ISAC          | Make      | CATERPILLAR |
| Model      | 191           | Model     | C19         |
| Stock Size | 0<br>(inches) | Cylinders | 95          |
|            |               | H-P Range | Over 300    |

## SAE J1467 SNAP ACCELERATION EMISSIONS INSPECTION

|          | Step 1 | Step 2 | Step 3 | Step 4 | Step 5 | Step 6 | Step 7 | Step 8 | Step 9 | Result | Limit |
|----------|--------|--------|--------|--------|--------|--------|--------|--------|--------|--------|-------|
| Opac (%) | 25.2   | 24.8   | 25.1   |        |        |        |        |        |        | 25.0   | 30.0  |
| ECN      | 1852   | 1807   | 1778   |        |        |        |        |        |        |        |       |

|                | Limit |     |       |
|----------------|-------|-----|-------|
| Core Shift (%) | 0.4   | 2   | VALID |
| Spread (%)     | 0.4   | 5.0 | VALID |

WITH TADGER

OVERALL TEST RESULTS: PASS



NOTE: THIS VEHICLE IS STILL SUBJECT TO ROADSIDE ENFORCEMENT

## DRIVE CLEAN FACILITY

|                 |                          |                    |        |
|-----------------|--------------------------|--------------------|--------|
| DCF NAME:       | Mobile Emissions Testing | REPORT NUMBER:     | 000008 |
| ADDRESS:        | 2175 Goughby Terrace     | DCF #:             | 4380   |
|                 | Camden, ON N4C 1M8       | ANALYSER #:        | A4608  |
| PHONE:          | 918037919                | SOFTWARE VERSION:  | 1.00   |
| INSPECTOR NAME: | Brian - MacDonald        | EXPERIENCE NUMBER: | 04870  |

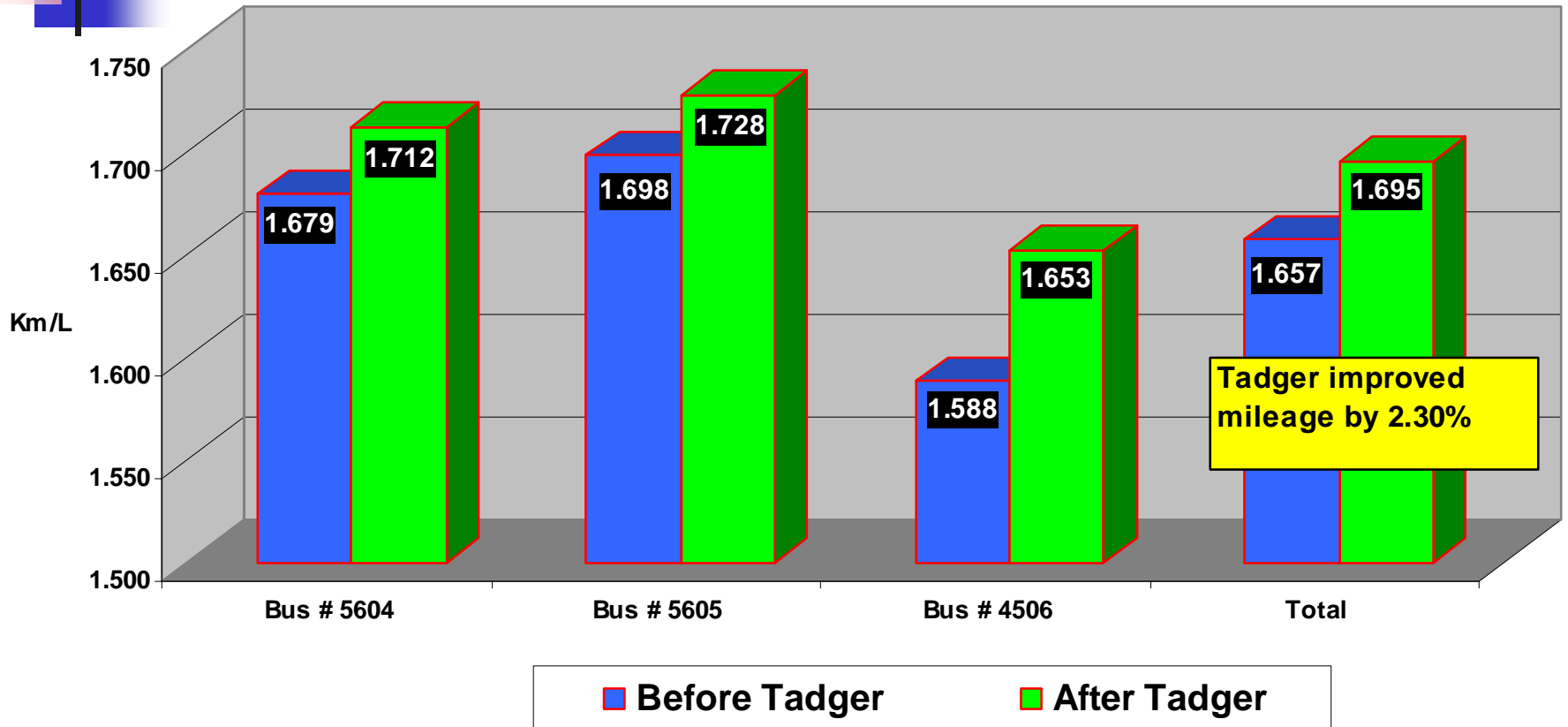
## VEHICLE EMISSIONS INSPECTION QUESTIONS

For additional information, please contact the Drive Clean Call Centre at

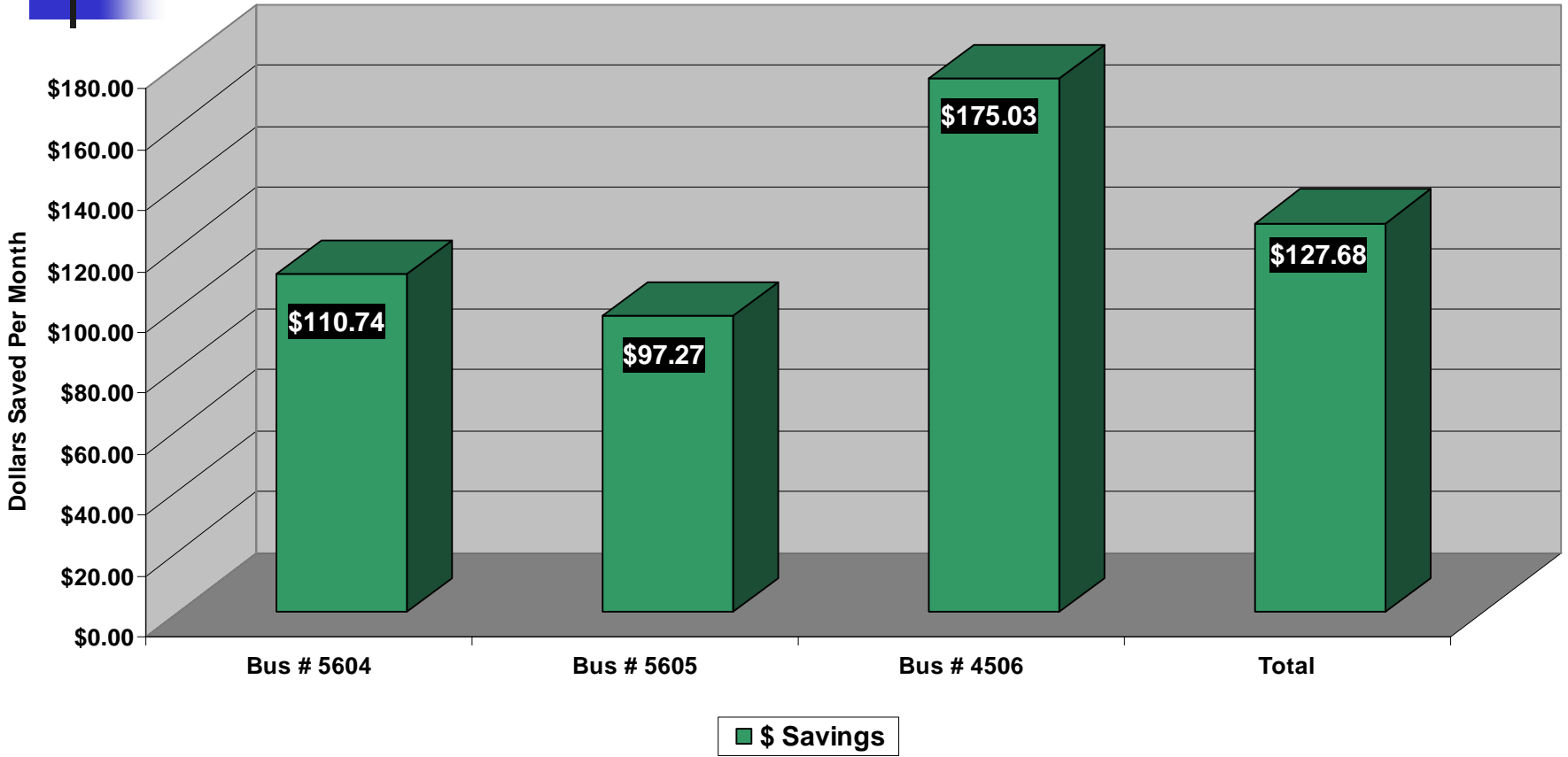
1-866-758-2999

Inspector's Signature: *Brian MacDonald*  
Brian - MacDonald

## Greyhound Canada Transportation Mileage Improvements



Greyhound Canada Transportation  
Savings / Month / Bus in \$



### Option 1 - Payment made net 30

|  |              |
|--|--------------|
| Monthly customer fuel usage in Litres or Gallons | 2,500,000    |
| Average cost of fuel / litre or gallon           | \$0.80       |
| # of Tadgers required                            | 450          |
| Tadger Savings as a %                            | 2.30%        |
| One time cost per Tadger                         | \$749.00     |
| One time cost for fleet                          | \$337,050.00 |
| Return on Investment (ROI) in months             | 7.3          |
| Monthly profit per Tadger after ROI period       | \$102.22     |
| Monthly profit for fleet after ROI period        | \$46,000.00  |
| Annual profit for fleet after ROI period         | \$552,000.00 |

### Option 2 - Payments made over the ROI period

|  |              |
|--|--------------|
| Monthly customer fuel usage in Litres or Gallons | 2,500,000    |
| Average cost of fuel / litre or gallon           | \$0.80       |
| # of Tadgers required                            | 450          |
| Tadger Savings as a %                            | 2.30%        |
| Return on Investment (ROI) in months             | 7.3          |
| Monthly cost per Tadger for ROI period           | \$102.22     |
| Monthly cost for fleet for ROI period            | \$46,000.00  |
| Monthly profit for fleet after ROI period        | \$46,000.00  |
| Annual profit for fleet after ROI period         | \$552,000.00 |

## Pricing / Savings

@ 2.3%

### Option 3 - Monthly shared savings program

|  |              |
|--|--------------|
| Monthly customer fuel usage in Litres or Gallons | 2,500,000    |
| Average cost of fuel / litre or gallon           | \$0.80       |
| # of Tadgers required                            | 450          |
| Typical Tadger Savings as a %                    | 2.30%        |
| Return on Investment (ROI) in months             | 7.3          |
| Monthly savings per Tadger                       | \$102.22     |
| Monthly cost per Tadger                          | \$35.00      |
| Monthly cost for fleet                           | \$15,750.00  |
| Monthly profit for fleet                         | \$30,250.00  |
| Annual profit for fleet                          | \$363,000.00 |