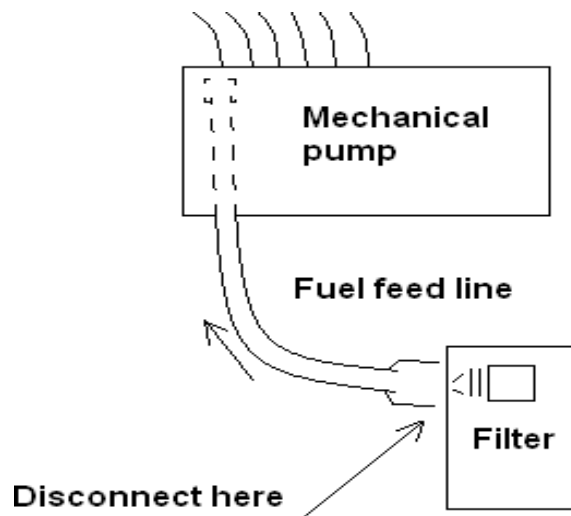
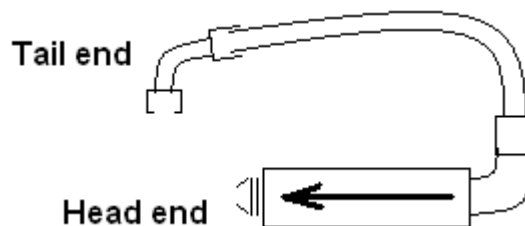


Int. DT466 with #6 SAE Fittings

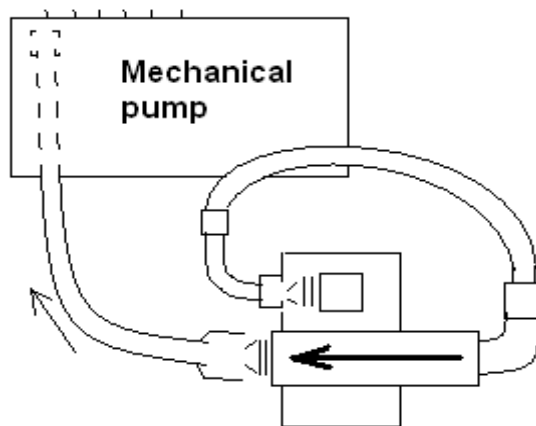
Original Engine Fuel Line Setup



Tadger Kit



Installation



1. Disconnect fuel feed line at filter base.
2. Connect head end of Tadger to end of fuel feed line.
3. Attach tail end of Tadger kit to filter base.
4. Tighten all connections.
5. Tie off in several places using heavy cable ties to minimize movement of Tadger.
6. If metal on metal, wrap Tadger kit with loom to avoid wear and damage.

Bill Tallman

Tadger Installation Team 519-643-8255 cell