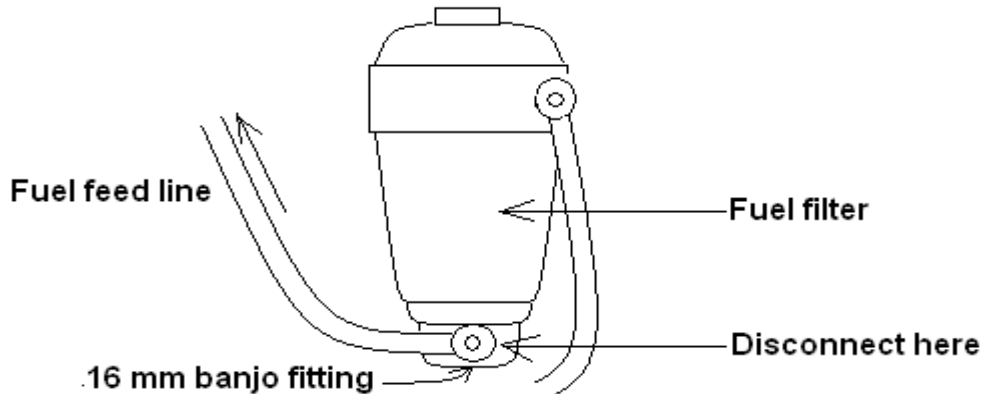
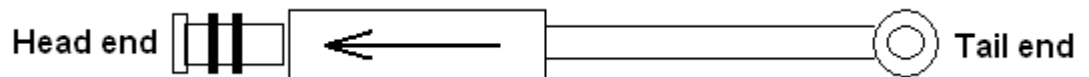


MBE 4000

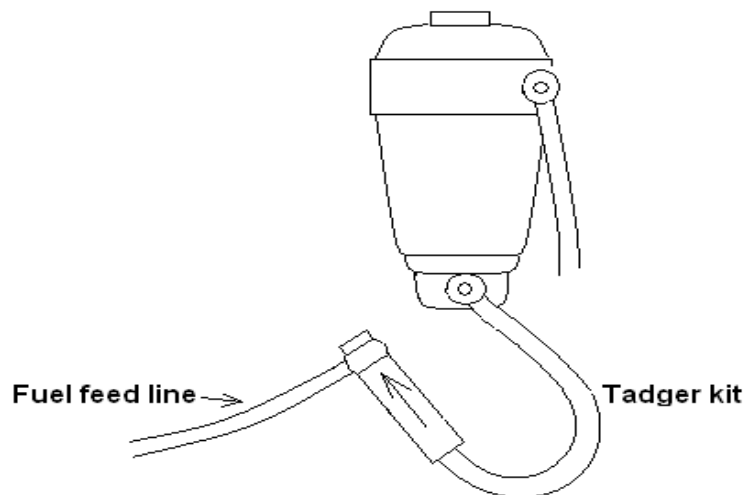
Original Engine Fuel Line Setup



Tadger Kit



Installation



1. Disconnect fuel feed line at filter base. Keep both washers on either side of banjo fitting. They will be reused in installing Tadger kit.
2. Connect tail of kit with 2 washers and banjo bolt at fuel filter base.
3. Attach head of kit to banjo in fuel feed line using banjo bolt and washers provided.
4. Tie off in several places using heavy cable ties to minimize movement of Tadger.
5. If metal on metal, wrap Tadger with loom or heavy rubber to avoid wear and damage.
6. If needed, pressurize fuel tank with compressed air to prime fuel line and fuel filter.

Bill Tallman

Tadger Installation Team 519-643-8255 cell