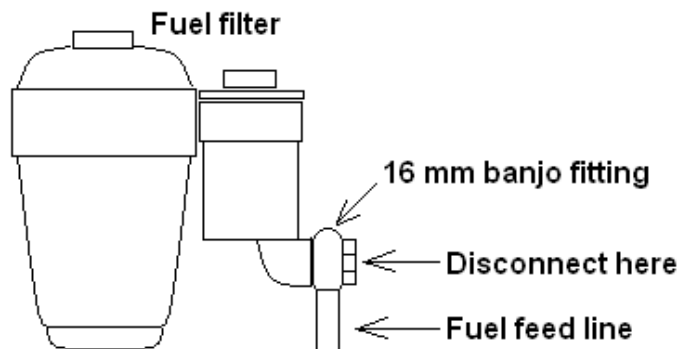
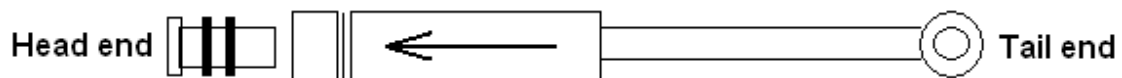


MBE 900

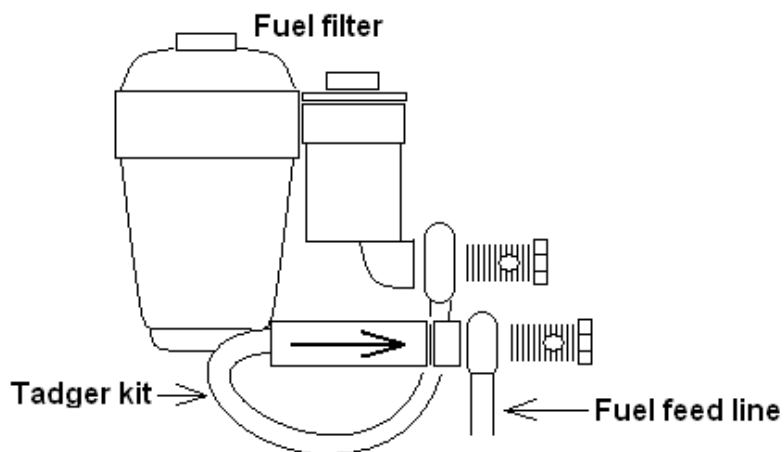
Original Engine Fuel Line Setup (This will vary. Locate fuel feed line first)



Tadger Kit



Installation



1. Disconnect fuel feed line at fuel filter. Keep both washers on either side of banjo fitting. They will be reused in installing Tadger kit.
2. Connect tail of kit with 2 washers and banjo bolt at fuel filter.
3. Attach head of kit to banjo in fuel feed line using banjo bolt and washers provided.
4. Tie off in several places using heavy cable ties to minimize movement of Tadger. If possible tie Tadger to hose on tail of kit where it crosses itself.
5. If metal on metal, wrap Tadger with loom or heavy rubber to avoid wear and damage.
6. If needed, pressurize fuel tank with compressed air to prime fuel line and fuel filter.

Bill Tallman

Tadger Installation Team 519-643-8255 cell