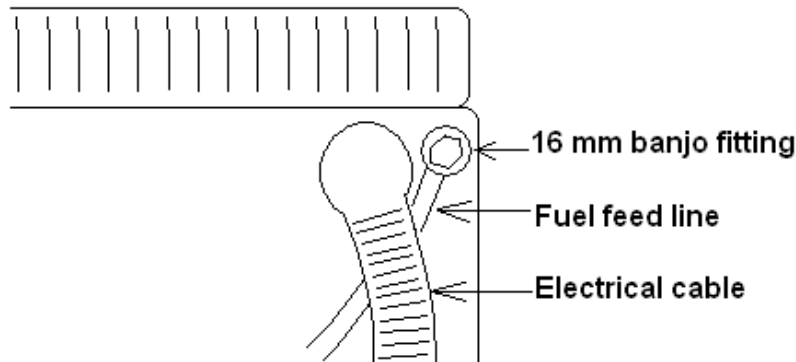
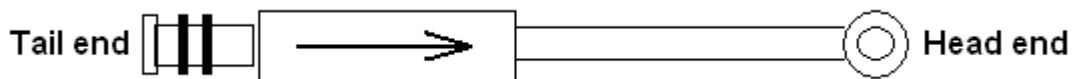


VOLVO

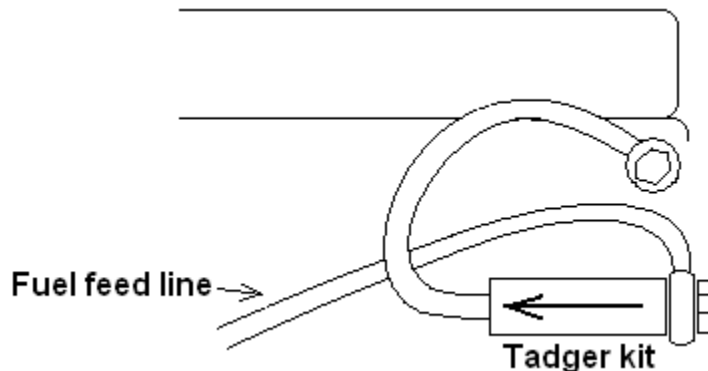
ORIGINAL ENGINE FUEL LINE SETUP



TADGER KIT



INSTALLATION



1. Disconnect 16 mm banjo fitting (on end of fuel feed line) at head. Keep both washers on either side of banjo fitting. They will be reused in installing Tadger kit.
2. Attach tail end of kit to banjo on fuel feed line using banjo bolt and washers provided.
3. Attach new 16 mm banjo (on head end of Tadger kit) to head of engine.
4. Tie off Tadger kit securely to nearby hose with several ties to minimize movement. It does not require a solid mounting bracket.
5. If metal on metal, wrap Tadger kit with loom or heavy rubber to avoid wear and damage.

Bill Tallman
Tadger Installation Team
519-643-8255 cell